


FINNMASTER

HUSKY

2024

ENG





Heritage

Strong tradition with modern design

Finnmaster boats are a testimony of the Finnish boatbuilding tradition hailing from our archipelago equally as untamed as beautiful.

At Finnmaster, craftsmanship and innovation are passed on from generation to generation, creating a union of heritage on modernity.

In that combination lies the lifestyle of freedom, in spirit and on seas.

Cabin/Weekend

Are you looking for a cabin boat, weekend boat, fishing boat, SUV boat? Finnmaster Cabin motorboats are sensible choice for all these purposes.



F11 pages 4-5



Pilot 8 pages 6-7



Pilot 7 pages 8-9

Day Cruiser

You shouldn't have to choose between a sporty or a comfortable boat. The Finnmaster day cruisers combines both.




T9 ST pages 10-11



T9 pages 12-13



T8 pages 14-15



T7 pages 16-17



T6 pages 18-19

Console

The models in the Finnmaster Console boats will give you a flexible and versatile center console boat that is always ready for new adventures in the seas.



S6 pages 20-21

Bow Rider


Less is more. That was the inspiration for us when we created a series of Bow Rider boats that fulfill the dream of the perfect leisure boat.




R6 pages 22-23

Aluminium Boats


The Husky aluminium boat is your natural choice when you want to explore life at sea, or when the urge to go even further out onto the sea is imminent.




Husky R8 pages 24-25



Husky R7 pages 26-27



Husky R6 pages 28-29



Husky R5 pages 30-31



F11

Length	Beam	Draft	Weight	Persons	Berths	Engine	CE category
11,22 m	2,99 m	0,50 m	3600 kg	8	2 + 2	2 x 300 hp	C

Test results

2 x Yamaha F300 NSBX

Persons	RPM	Knots	L/N mile
4	5900	46,5	4,10
4	5500	42,4	3,90
4	5000	38,3	3,50
4	4500	35,2	2,90
4	4000	31,0	2,60
4	3500	25,8	2,30
4	3000	12,2	4,20

Propeller: 15 1/4 x 19



Standard equipment



- Internal fuel tank, 420 + 350 litres
- Yamaha electric steering
- Yamaha 5" Lan multidisplay
- 2 x 250-300 Yamaha SBW installation package
- Garmin GPSMap 1223 xsv Display 12"
- Garmin GRID20, remote input device for plotter
- Side-Power SE50/140S, 12 V bow thruster
- Bow thruster switch joystick
- Adjustable steering wheel
- Windscreen wipers (2)
- Trim tabs
- Horn
- Engine operated demister/heater
- Sofas in cockpit and saloon
- Cushions, Silvertex Macadamia
- Command seat
- Double-wide navigator's seat
- Table with powered pedestal
- Sliding sun roof
- Saloon & saloon carpets
- Cabin curtains
- Galley, sink & cooler box
- Pressure water, 150 litres
- Fridge, 50 litres
- Ceramic hob, Wallas
- Electric flush toilet & holding tank, 140 litres
- Shower, wash basin & vanity unit
- Hull porthole with venetian blinds in toilet
- 2 x double berths
- Drawers, lockers, wardrobe & corner cabinet
- Large hull portholes (2) with opening sections
- Forward deck hatch, opening & blinds
- Fire extinguisher
- Fire extinguishing system
- 1 x start battery 95Ah AGM
- 2 x service battery 140Ah AGM
- Manual bilge pump
- Electric bilge pump
- Anchor box
- Large swim platform & boarding ladder
- Teak on swim platform & aft deck
- S/steel handrails and cleats (10)
- Folding cleats on swim platform (2)
- LED lights to aft deck
- Rigid rub rail to swim platform
- Flag pole socket
- Ropes (4)
- Fenders (4) & fender covers & ropes
- White hull colour



Some boats are shown with optional equipment.



Pilot 8

Length	Beam	Draft	Weight	Persons	Berths	Engine	CE category
8,40 m	3,00 m	0,55 m	3000 kg	10	4 +2	250-400 hp	B

Test results

2 x Yamaha F200 XCA

Persons	RPM	Knots	L/h	L/N mile
2	5800	43,5	147	3,38
2	5500	42,4	139	3,28
2	5000	37,4	104	2,78
2	4500	32,5	74,3	2,29
2	4000	28,8	58,6	2,03
2	3500	22,3	45,1	2,02
2	3000	14,6	37,0	2,53


Propeller: 68F - Reliance SDS 14 1/4 x 18-M





Standard equipment

- Internal fuel tank, 411 litres
- Garmin 1223 xsv Touch
- Twin engine installation package
- Yamaha full electronic control system (SBW & DBW)
- Yamaha 5" LAN -multidisplay
- Yamaha EKS / Y-COP
- Windscreen wipers
- Double battery system
- Sliding sunroof
- Sliding aft door
- Sliding door, starboard side
- Windscreen of tempered glass
- Opening side window, port side
- Large hull portholes
- Forward deck hatch & fly screen
- Stainless steel handrails, black
- Canopy
- Cabin table
- Cabin cushions
- Cabin carpets
- Cabin curtains
- Galley & sink
- Pressure water, 65 litres
- Fridge, 50 litres
- Wallas 800D ceramic stove
- Electric flush toilet & waste holding tank, 65 litres
- Navigation lights
- 3 x USB output
- Tube for bow thruster
- Fire extinguisher
- Manual bilge pump
- Electric bilge pump
- Anchor box
- Aft bench in cockpit
- Swim platforms & boarding ladder
- Cup holders
- Fender basket
- 4 fenders, fender covers & ropes
- White hull colour

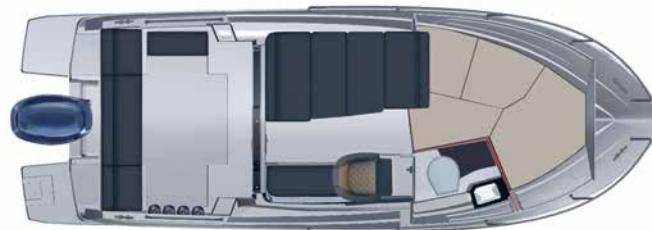


Some boats are shown with optional equipment.



Pilot 7

Length 7,20 m	Beam 2,55 m	Draft 0,50 m	Weight 1700 kg	Persons 7	Berths 2 + 1	Engine 115-200 hp	CE category C
------------------	----------------	-----------------	-------------------	--------------	-----------------	----------------------	------------------



Test results

Yamaha F200 XCA

Persons	RPM	Knots	L/h	L/N mile
2	5500	34,3	71,5	2,08
2	5000	29,3	55,1	1,88
2	4500	25,2	38,2	1,52
2	4000	21,6	29,0	1,34
2	3500	16,9	22,5	1,33
2	3000	10,4	17,4	1,67
2	2000	6,6	8,4	1,27

Propeller: 68F - Reliance SDS 14 1/4 x 15-M



Standard equipment

- Internal fuel tank, 197 litres
- Garmin echoMAP UHD92sv
- Bow thruster
- Hydraulic steering
- Yamaha elektronik drive-by-wire control system
- Yamaha LAN –multidisplay, 2 pcs
- Yamaha Y-COP
- Windscreen wipers
- Double battery system
- Sliding sun roof
- Sliding aft door
- Windscreen of tempered glass
- Opening side windows
- Stainless steel handrails, black
- Cabin table
- Flip back rest in cabin port side
- Cabin cushions
- Cabin carpets
- Galley & sink
- Pressure water, 39 litres
- Fridge, 50 litres
- Cooker
- Electric flush toilet
- Waste holding tank, 47 litres
- Navigation lights
- 2 x USB output
- Fire extinguisher
- Automatic bilge pump
- 3 anchor boxes
- 3 storage lockers under cockpit
- Aft bench in cockpit
- Swim platforms & boarding ladder
- Fender basket
- 4 fenders, fender covers & ropes
- White hull colour




Some boats are shown with optional equipment.



T9 ST

Length 9,04 m	Beam 3,23 m	Draft 0,58 m	Weight 3825 kg	Persons 10	Berths 4	Engine 300-600 hp	CE category C
------------------	----------------	-----------------	-------------------	---------------	-------------	----------------------	------------------



Test results

2 x Yamaha F300 XSB

Persons	RPM	Knots	L/Nm
2	5800	46,0	4,3
2	5500	44,1	4,4
2	5000	40,5	3,7
2	4500	35,9	3,2
2	4000	31,1	2,8
2	3500	26,1	2,5

Propeller: 6CE - Saltw. II SDS 15 1/4 x 19



Standard equipment

- Internal fuel tank, 417 litres
- Garmin 8416xsv 16" + thru-hull transducer
- Garmin GRID20, remote input device for plotter
- Yamaha electrical steering with tilt
- Yamaha 5" LAN -display
- Yamaha EKS / Y-COP
- Windscreen wipers
- Bow thruster
- Zipwake trim tabs
- Shore power
- Teak decking on cockpit floor (inc's foredeck, swim platform and steps)
- Canopy
- Powered soft top over the cockpit
- Cushions, Silvertex Carbon
- Cushion over cockpit table
- Cockpit table & 4 cup holders
- Powered table pedestal
- Cabin carpets
- Cabin curtains
- Galley & sink
- Pressure water, 95 litres
- Hot water system, 22 litres
- Wallas 800D ceramic stove
- Dometic fridge, 70 litres
- Sea water toilet with electric flush
- Waste holding tank, 60 litres
- Venetian blinds, toilet
- Forward deck hatch
- Large deck skylights
- Large hull portlights
- LED docking lights
- LED navigation lights
- 4 x USB output
- 3 x 12V output
- Stainless steel handrails
- 3 anchor boxes
- Swim platform & boarding ladder
- Fire extinguisher
- 2 electric bilge pumps
- 8 x cup holders
- Glove locker, SB side
- Glove locker, port side
- 4 cleats
- 2 folding cleats
- 4 fender fittings
- 4 fenders, fender covers & ropes
- Flagpole socket
- White hull colour



Some boats are shown with optional equipment.



Length
9,04 m

Beam
3,23 m

Draft
0,58 m

Weight
3400 kg

Persons
12

Berths
4


Engine
300–600 hp

CE category
C

Test results

2 x Yamaha F300 XSB

Persons	RPM	Knots	L/Nm
3	5850	47,5	3,95
3	5500	43,8	3,85
3	5000	40,2	3,68
3	4500	35,2	3,27
3	4000	31,5	2,91
3	3500	26,0	2,37
3	3000	16,7	2,91
3	2500	13,5	3,07
3	2000	8,5	3,38





Standard equipment

- Internal fuel tank, 417 litres
- Garmin 8416xsv 16" + thru-hull transducer
- Garmin GRID20, remote input device for plotter
- Yamaha electrical steering with tilt
- Yamaha 5" LAN -display
- Yamaha EKS / Y-COP
- Windscreen wipers
- Bow thruster
- Zipwake trim tabs
- Shore power
- Teak on cockpit floor
- Cockpit tonneau cover
- Cushions, Silvertex Carbon
- Cushion over cockpit table
- Cockpit table & 4 cup holders
- Powered table pedestal
- Cabin carpets
- Cabin curtains
- Galley & sink
- Pressure water, 95 litres
- Hot water system, 22 litres
- Wallas 800D ceramic stove
- Dometic fridge, 70 litres
- Sea water toilet with electric flush
- Waste holding tank, 60 litres
- Venetian blinds, toilet
- Forward deck hatch
- Large deck skylights
- Large hull portlights
- LED docking lights
- LED navigation lights
- 4 x USB output
- 3 x 12V output
- Stainless steel handrails
- 3 anchor boxes
- Swim platform & boarding ladder
- Fire extinguisher
- 2 electric bilge pumps
- 8 x cup holders
- Glove locker, SB side
- Glove locker, port side
- 4 cleats
- 4 folding cleats
- 4 fender fittings
- 4 fenders, fender covers & ropes
- Flagpole socket
- White hull colour



Some boats are shown with optional equipment.



T8

Length 8,10 m	Beam 2,72 m	Draft 0,50 m	Weight 2200 kg	Persons 10	Berths 4	Engine 250-350 hp	CE category C
------------------	----------------	-----------------	-------------------	---------------	-------------	----------------------	------------------



Test results

Yamaha F300 XSB

Persons	RPM	Knots	L/h	L/Nm
2	5800	41,2	99,2	2,41
2	5500	38,5	85,5	2,22
2	5000	35,0	72,8	2,08
2	4500	31,5	58,3	1,85
2	4000	27,2	45,7	1,68
2	3500	22,1	32,5	1,47

Propeller: 6CE - Saltw. II SDS 15 1/2 x 17-M



Standard equipment

- Internal fuel tank, 261 litres
- Garmin 1223 xsv Touch
- Yamaha electric steering (SBW) without tilt option
- Bow thruster
- Yamaha CL5 multidisplay
- Yamaha Y-COP
- Windscreen wipers
- Double battery system
- Trim tabs with indicator
- Teak on cockpit floor
- Canopy
- Canopy garage
- Cockpit table + 4 cup holders
- Powered table pedestal
- Cushions, Silvertex Carbon
- Cabin carpets
- Cabin curtains
- Galley & sink
- Pressure water, 39 litres
- Wallas 800D ceramic stove
- Drawer fridge, 30 litres
- Sea water toilet & waste holding tank, 47 litres
- Large deck skylights
- Large hull portlights
- LED navigation lights
- 3 x USB output
- Fire extinguisher
- Electric bilge pump
- Stainless steel handrails
- 3 anchor boxes
- Swim platform & boarding ladder
- Shoe self
- 4 cleats
- 2 folding cleats
- 4 cup holders
- 2 fender fittings
- 4 fenders, fender covers & ropes
- White hull colour




Some boats are shown with optional equipment.



T7

Length 7,10 m	Beam 2,55 m	Draft 0,50 m	Weight 1550 kg	Persons 10	Berths 2	Engine 150-250 hp	CE category C
------------------	----------------	-----------------	-------------------	---------------	-------------	----------------------	------------------



Test results

Yamaha F250 XCB

Persons	RPM	Knots	L/h	L/Nm
2	5800	42,2	96,2	2,28
2	5500	40,0	84,4	2,11
2	5000	36,0	68,0	1,89
2	4500	32,2	54,4	1,69
2	4000	28,6	42,7	1,49
2	3500	24,0	32,0	1,33
2	3000	15,4	23,8	1,56

Propeller: 6CE - Saltw. II SDS 15 1/2 x 17-M



Standard equipment

- Internal fuel tank, 227 litres
- Garmin 1223 xsv Touch
- Hydraulic steering
- Trim tabs with indicator
- Yamaha electrical remote control device
- Yamaha CL5 multidisplay
- Yamaha Y-COP
- Windscreen wipers
- Adjustable steering wheel
- Double battery system
- Teak on cockpit floor
- Canopy
- Canopy garage
- Cockpit table + 4 cup holders
- Folding back rest of navigator's seat
- Cushions, Silvertex Carbon
- Cushion for berth under cockpit
- Integrated fill-in cushion to forward berth
- Cabin carpets
- Sink
- Pressure water, 39 litres
- Drawer fridge, 30 litres
- Sea water toilet & toilet curtain
- Waste holding tank, 47 litres
- LED interior lights
- LED navigation lights
- 1 x 12V output
- 1 x USB output
- Tube for bow thruster
- Large hull portlights with ventilators
- Large deck skylights
- Fire extinguisher
- Electric bilge pump
- Stainless steel handrails
- S/steel windscreen frame
- 3 anchor boxes
- Swim platform & boarding ladder
- Shoe self
- 2 cup holders
- 4 fender fittings
- 4 fenders, fender covers & ropes
- Flagpole socket
- White hull colour

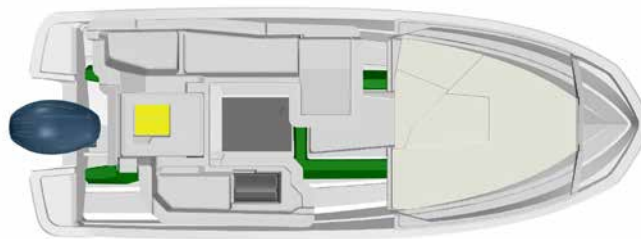


Some boats are shown with optional equipment.



T6

Length 6,33 m	Beam 2,31 m	Draft 0,40 m	Weight 1160 kg	Persons 7	Berths 2	Engine 130-200 hp	CE category C
------------------	----------------	-----------------	-------------------	--------------	-------------	----------------------	------------------



Test results

Yamaha F200 XB

Persons	RPM	Knots	L/h	L/Nm
2	5750	45,0	72,0	1,6
2	5500	43,0	64,4	1,5
2	5000	39,4	48,2	1,2
2	4500	34,5	35,2	1,0
2	4000	29,8	28,0	0,9
2	3500	24,9	21,0	0,8
2	3000	18,6	16,1	0,9

Propeller: 68F - Reliance 13 3/4 x 19



Standard equipment

- Internal fuel tank, 132 litres
- Garmin echoMAP UHD 92sv
- Hydraulic steering
- Windscreen wipers
- Smart Deck on cockpit floor
- Canopy
- Canopy garage
- Cushions, Silvertex Carbon
- Sundeck cushion
- Pilot seat with slide rails
- Cover for seat
- Folding back rest of navigator's seat
- LED docking lights
- LED navigation lights
- Yamaha LAN -multidisplay, 2 pcs
- Yamaha Y-COP
- 12 V output
- USB output
- Fire extinguisher
- Automatic bilge pump
- Stainless steel handrails
- 3 anchor boxes
- Swim platforms & boarding ladder
- Cup holders
- 4 fender fittings
- 4 fenders, fender covers & ropes
- Flagpole socket
- White hull colour



Some boats are shown with optional equipment.



S6

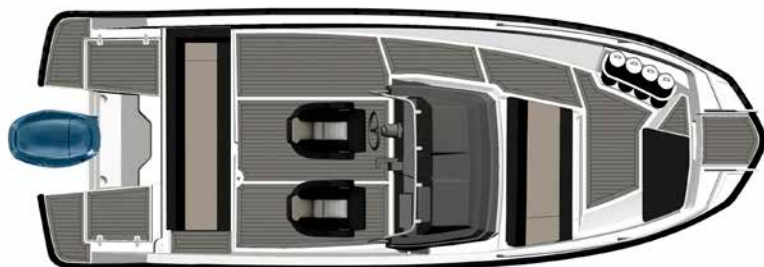
Length 6,33 m	Beam 2,31 m	Draft 0,40 m	Weight 1000 kg	Persons 7	Engine 115-150 hp	CE category C
------------------	----------------	-----------------	-------------------	--------------	----------------------	------------------

Test results

Yamaha F150 XB

Persons	RPM	Knots	L/h	L/Nm
2	5700	42,0	62,5	1,49
2	5500	40,5	59,4	1,47
2	5000	36,6	45,2	1,23
2	4500	31,8	35,8	1,13
2	4000	27,7	27,0	0,97
2	3500	22,7	21,8	0,96
2	3000	17,0	16,5	0,97

Propeller: 68F - Reliance SDS 13 3/4 x 19-M



Standard equipment



- Internal fuel tank, 132 litres
- Garmin echoMAP UHD 92sv
- Hydraulic steering
- Smart deck on cockpit floor
- Cushions, Silvertex
- Rotating seats with slide rails
- Covers for seats
- Cover for steering console
- Cover for aft seating
- Yamaha LAN –multidisplay, 2 pcs
- Yamaha Y-COP
- Navigation lights
- 1 x 12 V output
- 1 x USB output
- Lockable glove locker
- 2 cup holders
- Fire extinguisher
- Automatic bilge pump
- Stainless steel handrails, black
- 3 anchor boxes
- Swim platform & boarding ladder
- Fender basket
- 4 fenders, fender covers and ropes
- Flagpole socket
- White hull colour



Some boats are shown with optional equipment.



R6

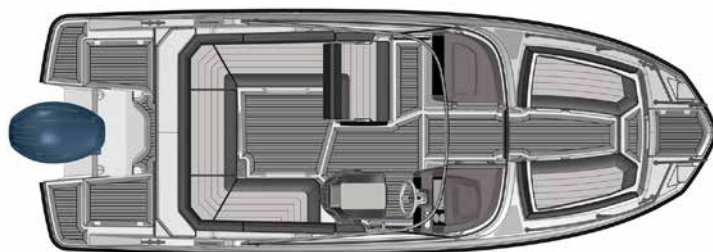
Length 6,33 m	Beam 2,31 m	Draft 0,40 m	Weight 1050 kg	Persons 6	Engine 130-200 hp	CE category C
------------------	----------------	-----------------	-------------------	--------------	----------------------	------------------

Test results

Yamaha F200 XB

Persons	RPM	Knots	L/h	L/Nm
2	5900	46,6	75,1	1,6
2	5500	44,2	64,5	1,5
2	5000	40,1	48,2	1,2
2	4500	35,7	36,1	1,0
2	4000	31,1	28,5	0,9
2	3500	25,5	21,3	0,8
2	3000	20,2	16,0	0,8

Propeller: 68F - Reliance 13 3/4 x 19





Standard equipment

- Internal fuel tank, 132 litres
- Garmin echoMAP UHD 92sv
- Hydraulic steering
- Smart deck on cockpit floor
- Canopy
- Canopy garage
- Cushions, Silvertex Carbon
- Sundeck cushion, cockpit
- Pilot seat with slide rails and damping pedestal
- Cover for seat
- Folding back rest of navigator's seat
- LED navigation lights
- LED docking lights
- Yamaha LAN -multidisplay, 2 pcs
- Yamaha Y-COP
- Windscreen wipers
- 12 V output
- USB output
- Fire extinguisher
- Automatic bilge pump
- Stainless steel handrails, black
- 3 anchor boxes
- Swim platforms & boarding ladder
- Lockable glove locker
- Lockable storage lockers under starboard & port side consoles
- Cup holders
- 4 fender fittings
- 4 fenders, fender covers & ropes
- Flagpole socket
- White hull colour



Some boats are shown with optional equipment.



Husky R8

Length 7,60 m	Beam 2,48 m	Draft 0,50 m	Weight 1365 kg	Persons 9	Engine 225-300 hp	CE category C
------------------	----------------	-----------------	-------------------	--------------	----------------------	------------------



Test results

Yamaha F300 XSB

Persons	RPM	Knots	L/h	L/Nm
2	5700	48,3	100,8	2,09
2	5500	46,7	91,8	1,97
2	5000	43,0	77,4	1,80
2	4500	38,0	59,8	1,57
2	4000	32,2	42,0	1,30
2	3500	27,5	30,6	1,11
2	3000	22,0	22,4	1,03

Propeller: 6CE - Saltw. II SDS 15 x 20-M



Standard equipment

- Internal fuel tank, 214 litres
- Garmin 1223 xsv Touch
- Yamaha electric steering
- Trim tabs 12" x 9" with indicator
- Smart deck on cockpit floor
- Black hull wrapping
- Stainless steel handrails, black
- Rotating seats with slide rails, damping pedestal
- Covers for seats
- Cushions, Silvertex
- L-bench in forward cockpit & cushions
- Canopy
- Canopy garage
- Windscreen wipers
- LED docking lights
- Navigation lights
- 2 x USB output
- Yamaha CL5 multidisplay
- Yamaha Y-COP
- Mounting place for heater
- Fire extinguisher
- Automatic bilge pump
- 3 anchor boxes
- Swim platforms & boarding ladder
- Lockable storage lockers under starboard & port side consoles
- Lockable glove locker
- Armrests for pilot & co-pilot
- Opening centre windscreen panel & door
- Special hinges to aft and side benches
- 4 fenders, covers and ropes
- 2 fender fittings
- 2 folding cleats
- Flagpole socket
- 5 cup holders
- 4 bottle holders



Some boats are shown with optional equipment.



Husky R7

Length 6,54 m	Beam 2,35 m	Draft 0,45 m	Weight 1055 kg	Persons 8	Engine 130-200 hp	CE category C
------------------	----------------	-----------------	-------------------	--------------	----------------------	------------------



Test results

Yamaha F200 XB

Persons	RPM	Knots	L/h	L/Nm
2	5900	44,0	75,2	1,71
2	5500	41,5	62,4	1,50
2	5000	36,6	48,2	1,32
2	4500	32,4	36,6	1,13
2	4000	28,2	26,9	0,95
2	3500	23,0	19,4	0,84
2	3000	18,3	16,0	0,87

Propeller: 68F - Reliance SDS 14 1/4 x 18-M



Standard equipment

- Internal fuel tank, 132 litres
- Hydraulic steering
- Garmin echoMAP UHD 92sv
- Black hull wrapping
- Smart deck on cockpit floor
- Stainless steel handrails, black
- Rotating seats with slide rails, damping pedestal
- Covers for seats
- Cushions, Silvertex
- Canopy
- Canopy garage
- Windscreen wipers
- Navigation lights
- 1 x 12V output
- 2 x USB output
- Yamaha LAN –multidisplay
- Yamaha Y-COP
- Mounting place for trim tabs
- Fire extinguisher
- Automatic bilge pump
- 3 anchor boxes
- Swim platforms & boarding ladder
- Lockable storage lockers under starboard & port side consoles
- Lockable glove locker
- Armrests for pilot & co-pilot
- Opening centre windscreen panel & door
- Special hinges to aft bench
- Pre-installed 12V output for cooler box
- 2 fender baskets, s/steel
- 4 fenders, covers and ropes
- 2 fender fittings
- Flagpole socket
- 5 cup holders



Some boats are shown with optional equipment.



Husky R6

Length
6,00 m

Beam
2,30 m

Draft
0,45 m

Weight
890 kg

Persons
7

Engine
100-150 hp

CE category
C



Test results

Yamaha F150 XCA

Persons	RPM	Knots	L/h	L/Nm
2	5700	45,2	57,0	1,3
2	5500	43,6	52,5	1,2
2	5000	39,3	38,5	1,0
2	4500	34,8	27,7	0,8
2	4000	30,0	23,0	0,8
2	3500	24,8	16,7	0,7
2	3000	19,7	13,8	0,7

Propeller: 68F Reliance SDS 13 3/4 x 21



Standard equipment

- Internal fuel tank, 102 litres
- Hydraulic steering
- Garmin echoMAP UHD 92sv
- Smart deck on cockpit floor
- Black hull wrapping
- Stainless steel handrails, black
- Rotating seats with slide rails, damping pedestal
- Covers for seats
- Cushions, Silvertex
- Canopy
- Canopy garage
- Lockable storage lockers under starboard & port side consoles
- Windscreen wipers
- 3 x USB output
- Yamaha LAN -multidisplay
- Yamaha Y-COP
- Navigation lights
- Mounting place for trim tabs
- Fire extinguisher
- Automatic bilge pump
- 3 anchor boxes
- Swim platforms & boarding ladder
- Lockable glove locker
- Armrests for pilot & co-pilot
- Opening centre windscreen panel & door
- Special hinges to aft bench
- 2 fender baskets
- 4 fenders, covers and ropes
- 2 fender fittings
- Flagpole socket
- 1 cup holder

Some boats are shown with optional equipment.



Husky R5

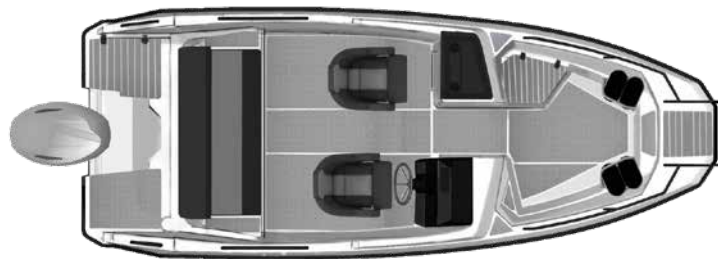
Length 5,46 m	Beam 2,10 m	Draft 0,35 m	Weight 535 kg	Persons 5	Engine 50-100 hp	CE category C
------------------	----------------	-----------------	------------------	--------------	---------------------	------------------

Test results

Yamaha F100 LB

Persons	RPM	Knots	L/h	L/Nm
2	5900	36,5	38,6	1,06
2	5500	34,2	28,4	0,83
2	5000	31,1	21,0	0,68
2	4500	28,0	17,5	0,63
2	4000	24,1	14,0	0,58
2	3500	19,2	11,4	0,59
2	3000	14,0	9,5	0,68

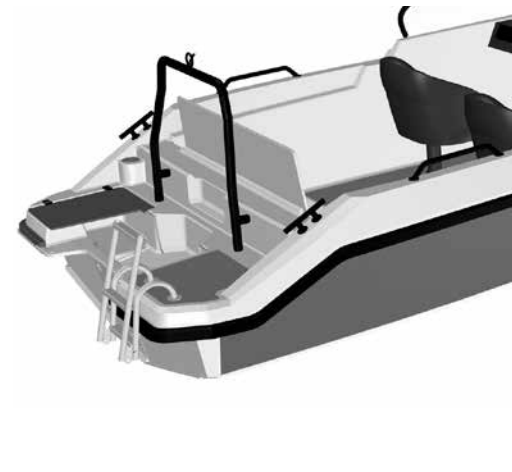
Propeller: 6FP Talon SDS 13 1/8 x 17-K



Standard equipment



- Internal fuel tank, 64 litres
- Garmin ECHOMAP UHD72cv
- NFB steering
- Black hull wrapping
- Stainless steel handrails, black
- Rotating seats with slide rails, damping pedestal
- Covers for seats
- Cushions, Silvertex
- Canopy
- Seat/storage locker to forward cockpit
- Navigation lights
- 1 x USB output
- Yamaha LAN -multidisplay
- Yamaha Y-COP
- Fire extinguisher
- Automatic bilge pump
- 2 anchor boxes
- Swim platforms & boarding ladder
- Opening centre windscreen panel & door
- Special hinges to aft bench
- 2 fender fittings
- 2 fender basket
- 4 fenders
- Fender covers & ropes
- 2 cup holders



Some boats are shown with optional equipment.



FINNMASTER



EMPOWERED BY  **YAMAHA**

More info:
finnmaster.fi

